

DEEP PUBLIC SCHOOL

CLASS : NURSERY

Note :-

Note - The School will Remain Closed from _____ May to _____ June,
and the school will reopen on _____ July.



General Instructions :-

- The holidays homework given below is to be done by the child with the help of parents.
- Work should be done neat and clean.
- Colour all the pictures in holidays homework (use only crayons colours).

Activity work

- Paste a picture related to summer vacation in your drawing file.
- Make a "Family tree" with the help of your parents in your drawing file.

Oral :-

1. Conversation :

- * Good Morning
- * Good Afternoon
- * Thank you
- * Sorry
- * Welcome

2. G.K:-

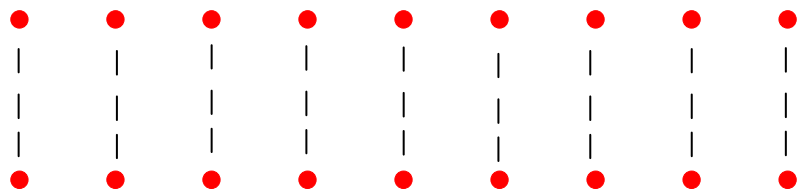
- What is your name?
- My name is _____
- What is your father's name?
- My father's name is _____
- What is your Mother's Name?
- My Mother's name is _____

3. Rhymes

- Thank You God.
- A, B, C, D, Tumble Down
- रसीला आम
- चिड़िया मुझे बना दो राम

Activity work

Make the standing lines by joining the dots.



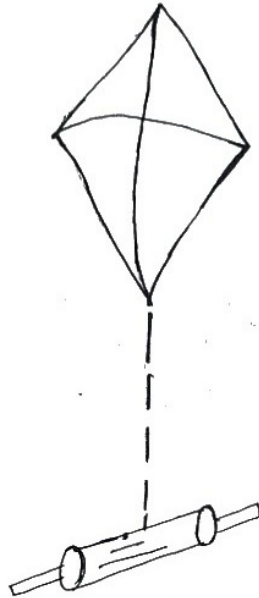
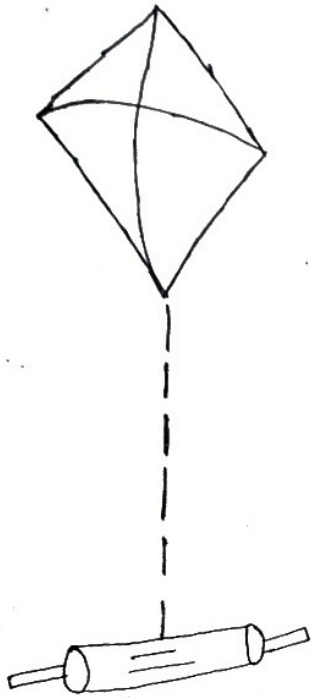


Activity work


Make the sleeping lines by joining the dots.



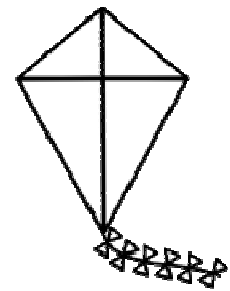
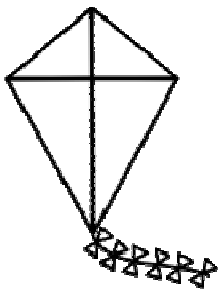

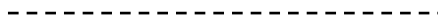



Draw standing line



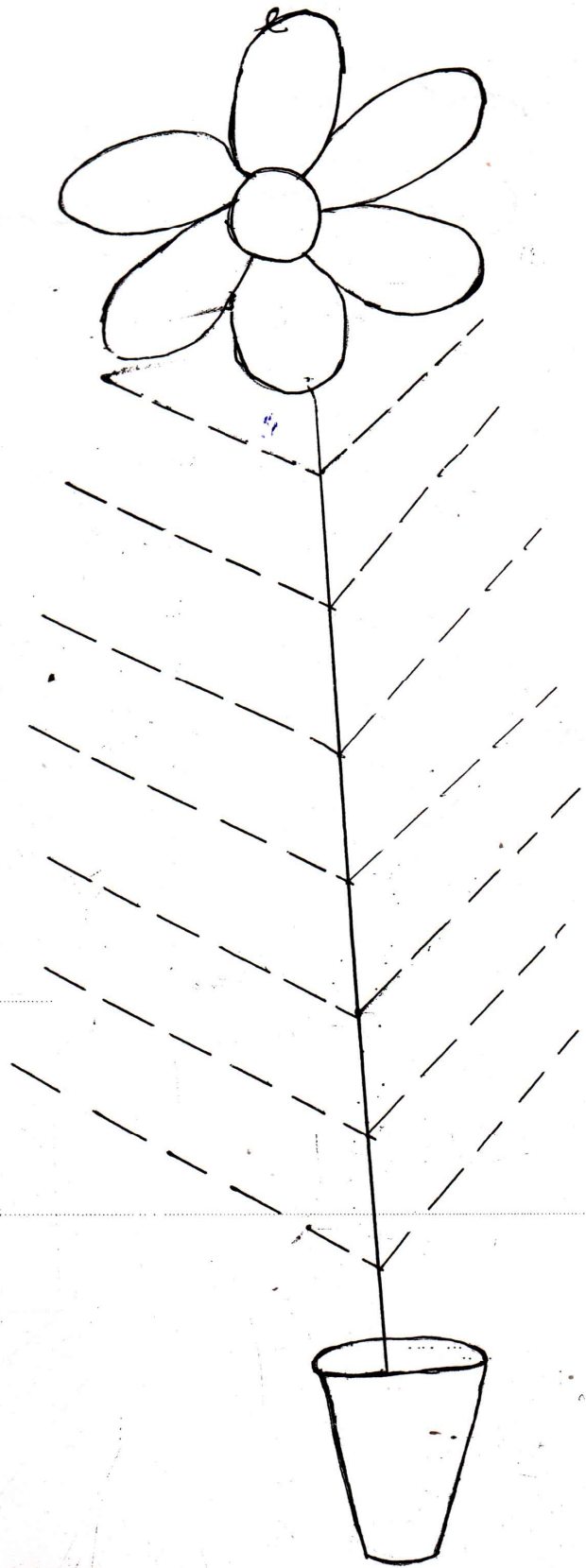
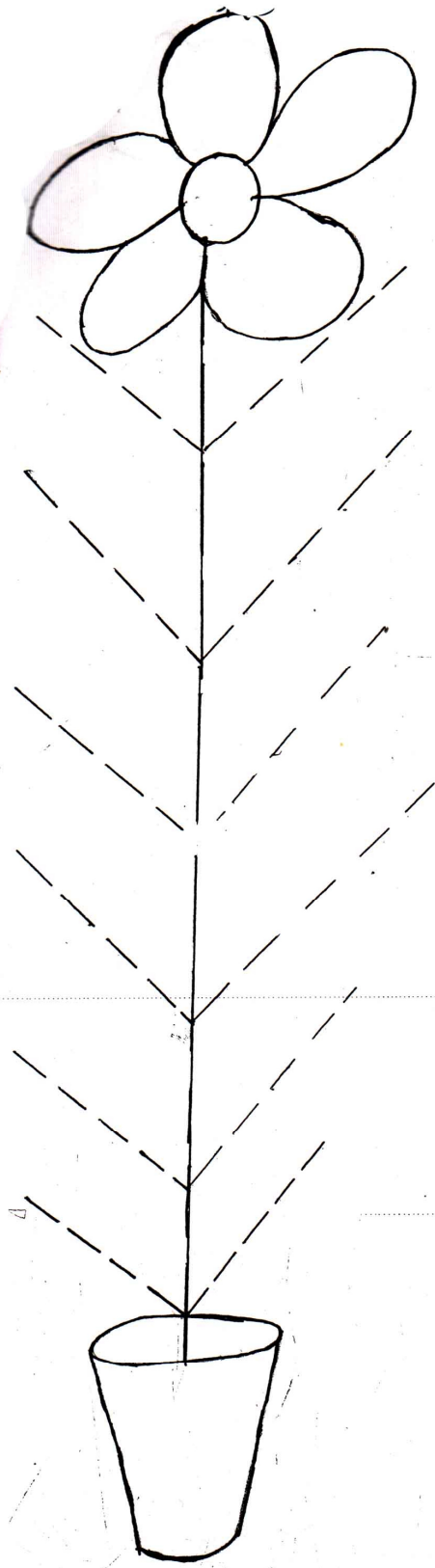
Draw slanting lines







Draw sleeping lines



Make Slanting Line (\)



Draw slanting line



Colour it




Colour it



Draw standing line (1)

The image shows a handwriting practice sheet for the number '1'. It consists of a grid of 20 rows. Each row is defined by three vertical lines: one on the left, one in the middle, and one on the right. These lines are spaced evenly across the width of the page. In each row, there are three small black dots: one on the left vertical line, one on the middle vertical line, and one on the right vertical line. These dots are positioned at the same vertical level in each row, indicating the starting point for drawing the number '1'. The top two rows of the grid are empty, providing space for practice.

Draw curve line ()



)

)

)

)

)

)

)

)

)

)

)

)

)

)

)

Draw curve line

