


DEEP PUBLIC SCHOOL

Holiday Homework

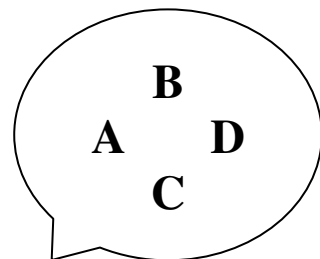
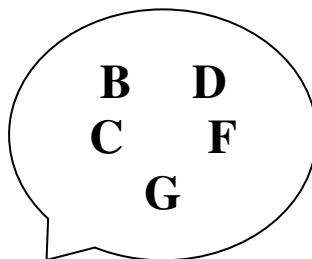
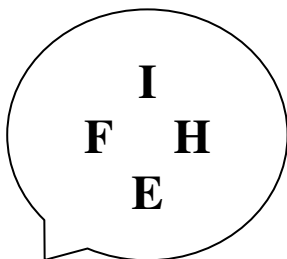

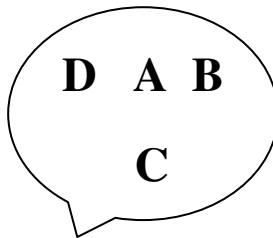

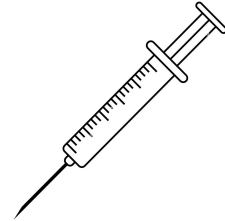

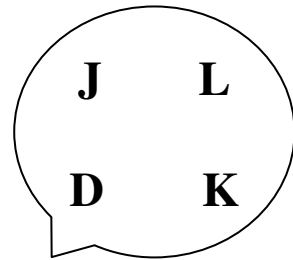
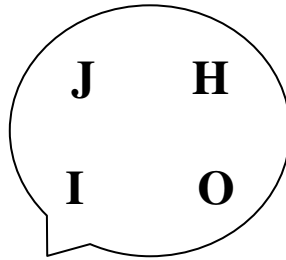

CLASS - L.K.G

Note - The School will Remain Closed from _____ May to _____ June, and the school will reopen on _____ July.



English

Q1. Look at the picture and circle the correct letter.



Q2. Write What Comes After.

B →

F →

I →

A →

G →

M →

H →

Q →

D →

K →

O →

E →

J →


C →

L →

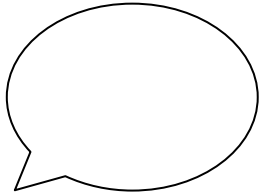

S →

Q3. Write the missing letters.


A



C

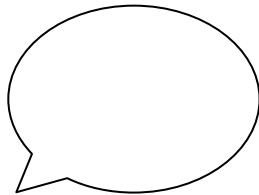


F

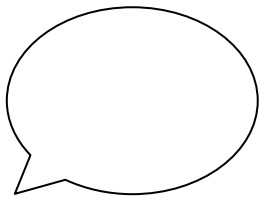
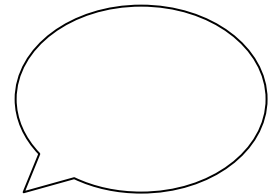


H


I



K

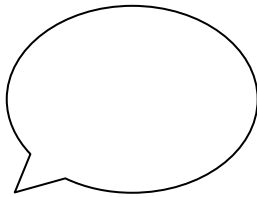


N

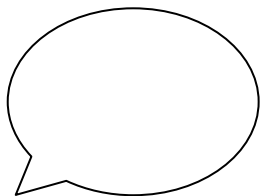
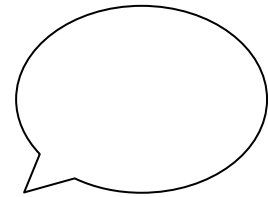


P


Q



S

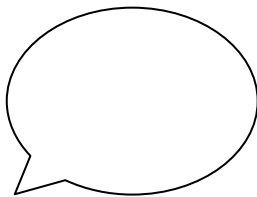


V

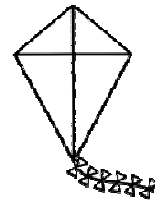
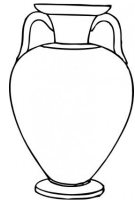




X

Y



Q4. Look at the picture and write their first letter.



Q5. Colour the Picture



Q6. Circle the odd one.

B	B	B	D	B
T	I	T	T	T
K	K	K	K	H
E	E	F	E	E
N	M	M	M	M

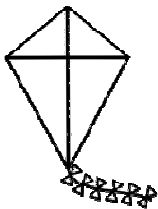
Q7. Look at the picture and (✓) tick the correct letter.



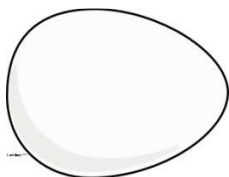
B	C	D
----------	----------	----------



G	F	A
----------	----------	----------



K	B	D
----------	----------	----------




G	E	L
----------	----------	----------

Q8. Matching

A	M
D	J
M	Q
I	D
J	I
Q	A

Q9. Circle the fruits with red colour.



Q10. Circle the correct picture.



Q11. Write Letter A to Z 5 times in Separate Copy.

Conversation Q/Ans.

Q1. Do you like Fruits?

Ans. Yes, I like fruits.

Q2. What is your favourite Colour?

Ans. My favourite colour is _____.

Q3. Where is your school?

Ans. My School is in Adhyapak nagar.

Q4. Do you brush your teeth daily.

Ans. Yes, I brush my teeth daily.

E.V.S Q/Ans

Q1. Parts of body.

Ans. Eyes, Ears, Nose, Lips and Lags.

Q2. Things keep us clean.

Ans. Soap, Comb, towel, tooth brush, tooth paste

Q3. Class room objects

Ans. Book, Desk, Chalk, Blackboard and Dustbin

G.K Q/Ans.

Q1. What is your name?

Q2. How old are your?

Q3. In which class do you read?

Q4. Where do you live?

Maths

Q1. Counting 0 to 30 (write 5 times.)

Q2. What comes after

6 →

24 →

13 →

7 →





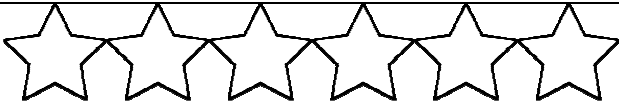



1 →

29 →

5 →

15 →

Q3. Count and write.

(i)		→	
(ii)		→	
(iii)		→	
(iv)		→	


Q4. Cross (X) the odd numbers.

3 3 3 3 3


5 5 5 5 5

9 6 9 9 9

Q5. Help the caterpillar, find its Missing numbers!



Q6. Colour the big object.



Q7. Matching

3	9
10	14
30	3
9	10
14	30

Q8. Count and (0) circle the correct number.



=

4	3	2
---	---	---




=

6	7	1
---	---	---



=

5	3	0
---	---	---



=

6	1	2
---	---	---








Q9. Count the number and paste the stars

5 =

3 =

8 =

Q10. Count and Match



Q11. Write the missing numbers.

11		13		
15		17		
20			23	
	25		27	

Q12. Complete the series.

6 _____ _____ _____ _____

11 _____ _____ _____ _____

23 _____ _____ _____ _____

Rhymes (English)

(Hindi)

1. I am special

1. छाता

2. Bits of paper

2. गिलहरी

3. A Big fat hen

3. अच्छे बच्चे

Cultivate Manners

Remember the 4 magic words?

1. Please 2. Thank You 3. Sorry 4. Excuse me

Activity

1. Please make a video of your child.









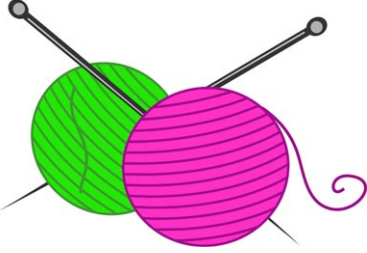



Speaking phonics sounds. (A To P)

2. Make a beautiful greeting card for your father.

3. 'स्वर' का एक चार्ट बनाएं

हिन्दी

1. स्वर अ से अः तक पाँच बार लिखो।
2. व्यंजन क से ज तक पाँच बार लिखो।
3. चित्र पहचानकर पहला वर्ण लिखो।



4. खाली स्थान पूरा करो:-

अ इ

उ ऋ

ऐ औ

अः

क ग ङ

च झ

5. बाद का अक्षर लिखो:-


अ -

ए -


क -

च -

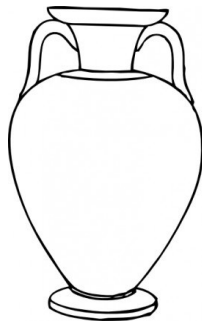
6. दो अक्षर के जोड़ बनाओ।



ख + ग =

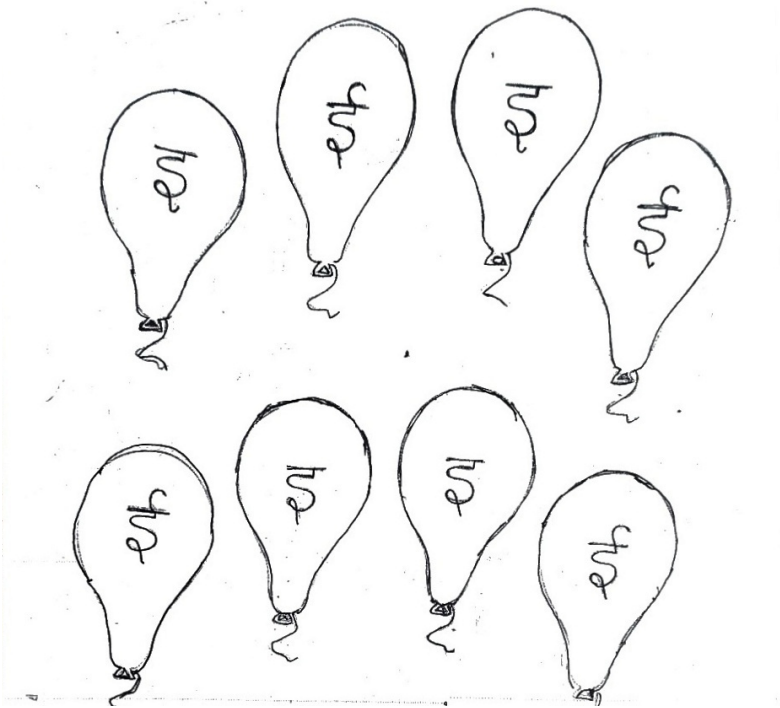


ग + ज =

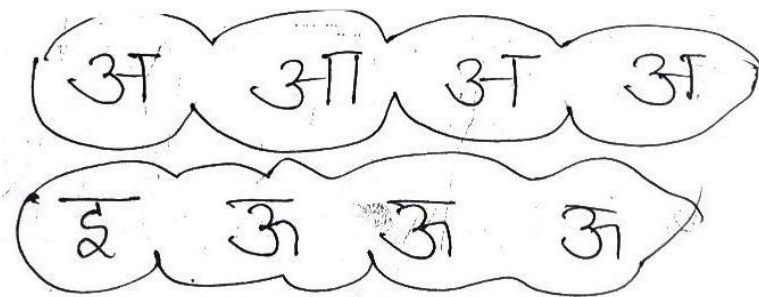


ज + ग =




7. समान अक्षर के गुब्बारे में एक-सा रंग भरो।



8. अलग वर्ण पर गोला (0) लगाओ।



9. चित्रों के नाम के पहले अक्षर पर (0) लगाओ।

								
झ	छ	ड	ण	ठ	ट	अ	इ	ई

10. निम्न के नाम के पहले अक्षर पर (0) लगाओ।

अ -

क -

इ -

ग -

ए -

च -

क -


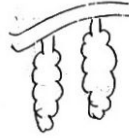
झ -

छ -

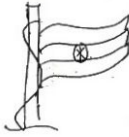

अं -

प्र०11. मिलान करो:-

ऊ



घ



घ



झ

झ

ऊ

प्र०12. जोकर को रंग दो-

